

LANDA Water Jet Surface Cleaner



Water Jet is the Mercedes-Benz of the surface cleaning market. It handles easier, cleans faster and holds up better under the toughest conditions.

The Water Jet's spray bar spins at 2000 RPM and can be adjusted to blast concrete but not dig up asphalt or wood. The rotating bar and shaft are made of stainless steel with sealed precision guide bearings for low maintenance and a long life.

A holster-mounted trigger gun and insulated wand make for convenient spot cleaning in hard-to-reach places.

Other features not called out:

- Made of durable, rust-free polyethylene, for easy handling, but weighs only 45 lbs.
- Pneumatic tires on steel wheels make for easy maneuvering on all surfaces;
- Easy-to-clean, in-line filter keeps spray nozzles from plugging;
- Auto switching between surface cleaner and holster-mounted wand;
- Tri-lingual warnings and operating instructions;
- Collapsible handle for ease in transporting.



2-11058
Rotary Union

Part No.	Description
30-585	Water Jet Surface Cleaner
95-0728030	Spray Angle Adjustment Tool
2-11058	Rotary Union
81-21007L	Actuator Valve Assembly
81-21227	Repair Kit, Actuator Valve

- **Rating:** Super-duty
- **Recommended Usage:** Heavy
- **Attaches to:** Any hot- or cold-water pressure washer with minimum of 2000 psi, 190°F
- **Max psi:** 4000
- **Max Temp:** 200°F
- **Cleaning Width:** 20"

LANDA Cyclone Surface Cleaner



The economy model flat surface cleaner, LANDA's Cyclone is the price-competitive surface cleaning with many of the same basic design features that have made the top-of-the-line Water Jet so popular.

The Cyclone's non-adjustable spray bar also spins at 2000 RPM and seemingly glides across flat surfaces riding on the evenly balanced tubed pneumatic tires and swivel caster wheel.

The rotating bar is made of stainless steel with medium-duty sealed precision guide bearings. Other features include:

- Durable, rust-free polyethylene spray housing;
- Fatigue-free trigger handle turns unit on/off for operator safety;
- Tangle-free hose connection for ease of maneuvering; and
- Tri-lingual operating instructions for added liability protection.



Part No.	Description
30-586	LANDA Cyclone Surface Cleaner
2-11055	Rotary Union

- **Rating:** Heavy-duty
- **Recommended Usage:** Medium
- **Attaches to:** Any hot- or cold-water pressure washer with minimum of 2000 psi, 190°F
 - **Max psi:** 3500
 - **Max Temp:** 200°F
 - **Cleaning Width:** 20"

Whisper Wash Flat Surface Cleaners

- Saves labor, fuel & water
- Eliminates overspray and zebra striping
- Use with conventional pressure washers
- Balanced spray bar
- Quick connection
- 2,000 to 4,000 psi

- Use with cold or hot water
- 2500 RPM



Applications:

- Service Stations
- Pool & Patio Decks
- Warehouse Floors
- Loading Docks
- Parking Lots
- Public Facilities
- Restaurants
- Gondolas
- Stadiums
- Marina Docks
- Driveways
- Sidewalks
- School Yards
- And lots more!!

The "Big Guy"

- Powder coated aluminum housing
- Oversized, self-lubricating twin thrust bearings
- Choice of 2 or 4 nozzles
- 10" pneumatic tires, 4" caster
- Crafted with durable stainless steel & aircraft aluminum
- 212°F max temperature
- 4-10 GPM max flow
- Dimensions: 28" x 44" x 12"
- Weight 48 lbs



Part No.	Description
343606	Whisper Wash Big Guy 2 Nozzles
343607	Whisper Wash Big Guy 4 Nozzles

Ground Force

- Flip and fold handle
- Choice of 2 or 4 nozzles
- Rebuildable swivel
- 212°F max temperature
- 4-10 GPM max flow
- Dimensions: 24" x 60" x 9"
- Weight 29 lbs



Part No.	Description
343608	Ground Force

The Classic

- Portable breakaway handle
- ABS Housing
- 2" nylon brush
- 212°F max temperature
- 4-10 GPM max flow
- Dimensions: 77" x 19" x 12"
- Weight 28 lbs



Part No.	Description
343605	Whisper Wash Classic

The Ultra Clean WW

- ABS Housing
- Four 3" casters
- Powder coated handle
- 185°F max temperature
- 3-6 GPM max flow
- 2500 RPM
- Dimensions: 19" x 43" x 9"
- Weight 23 lbs



Part No.	Description
343604	Whisper Wash Ultra Clean WW

The Ultra Clean HC

- ABS housing
- 2" nylon brush
- Powder coated handle
- 185°F max temperature
- 3-6 GPM max flow
- Dimensions: 16" x 43" x 9"
- Weight 19 lbs



Part No.	Description
343603	Whisper Wash Ultra Clean HC

Repair Kits

Part No.	Description
092105	Seal Kit; Classic, Big Guy & Ground Force
092108	Seal Kit; Ultra Clean
092109	Swivel Kit; Ultra Clean
092110	Swivel Kit; Classic, Big Guy & Ground Force

NOTE: 251119 - 2.5 x 25° 1/4" Nozzle Fits All Models

Water-Sweepers



Excellent for sidewalk or concrete floor cleaning. Controls spray deflection.

- Rolls on four wheels
- Plastic cover with brush spray breaker
- Uses four Brass 1.5 x 80° V-jet nozzles (254620, below)
- Rated for 1,500 psi w/ Brass nozzles
- Rated for 2,500 psi w/ SS nozzles (non-hardened)

Part No.	Description
343602	ST-95 Water Sweeper
254620*	Nozzle 1/8" #1.5 x 80° (SS)

*Longer lasting replacement nozzle

Steel Eagle Surface Cleaner



A Steel Eagle Surface Spinner is the perfect accessory to maximize a pressure washer's effectiveness on cleaning flat surfaces. By using the force generated from your pressure to spin 2 spray nozzles at high speeds (or 3 if your system is large enough), it substantially reduces cleaning time while doing a thorough and consistent job. Built with light and durable aluminum, the spinner will provide years of dependable service. Cuts cleaning time by as much as 66%, easy to operate, no operator fatigue.

- 8 GPM max flow
- 4000 psi max pressure
- 210°F max temperature
- 30" cleaning path

Part No.	Description
343613	24" Steel Eagle Surface Cleaner
343614	30" Steel Eagle Adjustable Surface Cleaner

Thunderdome Flat Surface Cleaner

A "Must Have" tool for every serious mobile cleaner, cleans areas other big expensive surface cleaners can't reach.



- Premium Quality Mosmatic Swivel
- Steel 1/4" Q.C. Inlet-Quick Connect to Guns, Lances Injectors, High Pressure Filters or other accessories
- Height 7.5" - OD 14.5"
- Light Weight - 3.2 lbs
- Size 5 Nozzle Equivalent
- Two Standard 1/8" 3.0 x 40° replacement nozzles
- 2.5 GPM @ 1000 psi
- 4.0 GPM @ 2500 psi
- 4.4 GPM @ 3000 psi

Part No.	Description
343610	Thunderdome Base Unit
092175	Repair Kit

NOTE: Price does not include gun-hose-lance-etc.

Mosmatic Turbo Surface Cleaner & Duct Cleaner



Delivers high-pressure performance with low maintenance for any hot or cold pressure washer. Completely stainless steel design makes this the toughest surface cleaner available in the pressure cleaning market.



- 4000 psi
- 250°F
- 6.5lbs

Swiss engineered with high RPM Swivel features reinforced self-lubricated stainless steel ball bearings and dual spring based carbide seal bushings for long-lasting operation under tuff conditions.

Ideal for Pressure Washer Contractor to clean Walls, Ceilings, Public Facilities, Tile Floors and other hard to reach areas.



- 4000 psi
- 250°F
- 9 oz
- 1/4" NPT F x F

Toggle Joint KGK

Quickly converts a Mosmatic TURBO Surface Cleaner into a Wall or Ceiling Cleaner allowing the user to clean even hard to reach areas. Add an Extension Wand for more reach.



- 4000 psi
- 250°F
- 2lbs
- Inlet Ports: 3/8" NPTF

Duct Cleaner

Designed as an accessory for use with high pressure pumps or pressure washers. Cleans Ducts, Chutes, Vents, Restaurant Exhausts, Tanks, etc.

Self rotating and feeding stainless steel triple bearing system for constant easy turning. Nozzle holders are 1/8" NPTF. Nozzles are sold separately.

Part No.	Description	PSI
411171	Turbo Cleaner	4000
411172	Toggle Joint KGK	4000
411156	Duct Cleaner TXR-2s, Adjustable	4000
411155	Duct Cleaner TXR-2s, Fixed	4000

Fiberglass "Super Handles"



- Tough - durable - lightweight
- No cracking - splintering
- No kinks - dents
- Safer around electrical hazards
- Easy-Twist cam lock extension
- Super heavy-duty aluminum alloy threads
- Standard 3/4" Acme thread fits: Brooms, brushes, utility tools
- Optional reduction adapter for 3/4" to Acme standard

Part No.	Description
Super Handles	
306864	48" Length (4 ft)
306865	60" Length (5 ft)
306866	72" Length (6 ft)
Super-Extension Handles	
306868	4 ft to 8 ft Ext
306869	6 ft to 12 ft Ext
306870	8 ft to 16 ft Ext
075271	Threaded Adapter

Brushes



Rotating Brush - Natural Bristle (soft) used for painted surfaces. Nylon Bristle (stiff) used for removing scum and grime on fiberglass boats, etc.



- Internal nozzle = size 20
- Max Flow 8 GPM

Part No.	Landa No.	Description
Brush Unit Complete		
306925	1-20	Natural
306935	1-2005	Nylon
Replacement Brushes		
306927		Natural
306937		Nylon

Truck Wash Brush



- Flag-tipped
- Firm bristle
- Poly block "Flow-Thru" head
- ACME thread for Super Handles, Flow-Thru lances or broom handles
- Trailer Brushes – (2-1/2" Bristle w/Bumper)

Part No.	Description
306800	2-1/2" x 10"
306818	2-1/2" x 18"
306824	2-1/2" x 24"
306860	60" Flow Thru Lance*

*with Acme Thread & Garden Hose Attachment

Deck Scrub Brush – Over / Under - Unique Heavy-duty Scrub Brush with Multi-Level/Angle.



- Trimmed for cleaning hard-to-reach areas
- 10" molded polypropylene foam block does not warp or absorb water
- Stiff polypropylene bristle for aggressive cleaning
- Excellent chemical resistance
- Use with threaded handle
- Not a Flow Thru

Part No.	Description
306812	Deck Scrub Brush

Tractor Brush - Soft for gentle cleaning of fine finishes.



Part No.	Description
306802	Flag Tip Window 10"
306810	"Extra-Soft" 10" w/ Bumper

Angle Detail Brush - Soft bristle, ideal for cleaning hard to reach areas on vehicles and wheel rims.



Part No.	Description
306801	Angle Detail Brush

Sandblast Kit - Carbon Nozzle Industrial Grade



A Venturi orifice creates a uniform blast pattern, doubles sand velocity and produces up to 45% more work with 20% less sand.



- Solid Carbide blast nozzle
 - Venturi orifice design
 - Volume control sand feed valve
 - Up to 3500 psi max pressure
 - Up to 750 lbs of sand per hour
- Kit contents:** Sand head w/ carbide nozzle, 20' lance, Sand probe, 13-1/2' sand hose, Sand flow regulator valve.

Kits

Orifice Size	Part No.	Orifice Size	Part No.
4.0	391554X	6.0	391556X
4.5	391553X	7.0	391557X
5.0	391555X	10.0	391560X
5.5	391550X		

Part No.	Description	List Price
086941	Solid Carbide Nozzle only	\$120.89

Tip-Jet Nozzles for water nozzle replacement or for system volume changes.

Orifice Size	Part No.	Orifice Size	Part No.
3.0	253316	6.5	253375
4.0	253330	7.0	253383
4.5	253338	7.5	253392
5.0	253346	8.0	253400
5.5	253355	9.0	253415
6.0	253365	10.0	253456

Professional Sandblast Head




- Long-wearing Carbide sand nozzle
- 1/4" FPT water inlet
- 200°F max temperature
- 10 GPM max flow
- 3500 psi max pressure
- Sand probe weight 6 oz, length 16"
- Head weight 13 oz

Nozzle Size	Part No.	Nozzle Size	Part No.
3.5	391631	5.5	391635
4.0	391632	6.0	391636
4.5	391633	8.0	391637
5.0	391634	10.0	391638

Part No.	Description
391640	Sand Probe
121041	1/2" ID Polybraid Tubing, 25'

Industrial Sandblaster



- Working Flow:
4 GPM at 3000 psi
up to 8 GPM at 5000 psi
- Carbide Sand Nozzle
 - 25' Suction Hose
 - Use 1/4" meg 5° Spraytip
 - **Tips not included**, buy separately

Part No.	Description
391510	Sand Blast Kit
092157	Carbide Sand Nozzle
251159	4.0 x 5° Tip
251198	5.0 x 5° Tip
251221	5.5 x 5° Tip
251237	6.0 x 5° Tip
251256	6.5 x 5° Tip

LANDA Industrial Sandblasters



For the extra-tough cleaning jobs, wet-sandblasting is the dust-free solution.

LANDA's sandblasters attach to a hot-or cold-water pressure washer and, using a venturi, mixes sand or other abrasive media with the high-pressure spray to create enough cleaning power to strip paint off concrete and barnacles from a ship's hull.

The sandblasting nozzle is made of tungsten carbide for long life. There are two models—a top-of-the-line steel pot (photo at right) with tight-fitting lid or with a probe only.

Other features include:

- Quick-connect coupler for ease in attaching sand probe or pot;
- Valve for metering the flow of the media;
- Tubed, pneumatic tires for easy maneuvering.



4-011211

- **Rating:** Super-duty
- **Recommended Usage:** Heavy
- **Attaches to:** Any hot- or cold-water pressure washer with minimum volume of 4 GPM

Part No.	Description
4-011201	Sandblaster w/ Pot (Carbide)
4-011211	Sandblaster w/ Probe (Carbide)



4-011201

LANDA Sand Nozzle



Tungsten Carbide provides maximum durability for sand blasting application.



- Carbide insert
- Light weight
- Easily changed

Part No.	Description
4-2002	Carbide Sand Nozzle

Chemical Jug Kit



30-702

- Handy detergent holder
- Easy to attach or remove from PHWS/OHW/ HOT units

Part No.	Description
30-702	Kit, Chemical Jug

Pit Cleaner



Cleaning sludge from the bottom of a collection pit or tank is neither easy nor fun. But the Pit Cleaner makes it bearable.

An extended wand is attached to a cold- or hot-water pressure washer, with a minimum of 1000 psi. The pressure is channeled so that it creates a vacuum, capable of suctioning mud and sludge from the bottom of a pit, tank or even a pond.

The sludge is deposited into a porous collection bag, mounted on a hand truck, where the water drains out and the sludge is allowed to dry for proper disposal.



4-41120

30-580



30-575

Part No.	Description
30-575	Pit Cleaner Assembly (as shown w/hose)
30-580	Sludge Cart (sold separately)
4-41120	Sludge Pump Head w/ 05 nozzle installed
4-02190003	Hose, 1-1/2" Spirallite, per foot

Foot Controlled Pressure Valve



Operators of sewer and tube cleaning equipment need both hands free to feed or retract the hose in the sewer line. Foot operated valve allows hands-free control.



- Inlet 3/8" - outlet 1/4"
- Brass body – Stainless steel valve
- Steel cover for safety
- Up to 12 GPM max flow
- Up to 5000 psi max pressure

344200

342024

Part No.	Description	PSI
344200	Sewer Cleaner Foot Valve	3000
342024*	Foot Valve w/ ST-2305	5000
089006	Repair Kit - Foot valve	
089850	Repair Kit ST-2305	

*Heavy gauge steel construction for durability and stability



- Complete kit; includes 25' hose, 4.5 nozzle and foot valve
- Ready to go!

Part No.	Description	PSI
4-0193	Foot Controlled Pressure Valve Kit	3000

Sewer Hose



SUPER FLEXIBLE SEWER LINE HOSE Hose and couplings have small outside diameter, allowing hose and nozzles to fit through sewer line. Sewer line has Super Tough poly-ether cover over ultra-flexible nylon tube. (1/8" sewer nozzle and hose will operate through many 1-1/2" lines.)

(Nozzles not included.)



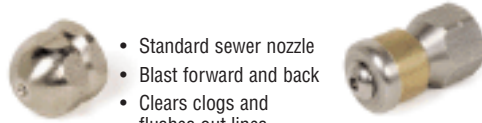
- 150°F max temperature
- Nylon tube, poly-ether cover

Part No.	Description
1/8" hose – 3000 psi working pressure	
150960	1/8" x 25' Hose (1/4" Inlet/1/8" Outlet)
150963	1/8" x 50' Hose (1/4" Inlet/1/8" Outlet)
150964	1/8" x 100' Hose (1/4" Inlet/1/8" Outlet)
1/4" Hose – 2500 psi working pressure	
150968	1/4" x 50' Hose (1/4" Inlet/1/4" Outlet)
150970	1/4" x 100' Hose (1/4" Inlet/1/4" Outlet)
1/4" Hose – 4200 psi working pressure	
150972	1/4" x 50' Hose (1/4" Inlet/1/4" Outlet)
150973	1/4" x 100' Hose (1/4" Inlet/1/4" Outlet)

Tube Cleaning Nozzles



The reverse jets on the fixed and rotary nozzles pull the hose through the tube or sewer line and blast debris from line or tube walls. Fixed nozzles also have forward orifice to blast blockage out of the way.



- Standard sewer nozzle
- Blast forward and back
- Clears clogs and flushes out lines
- 4200 psi max pressure
- Rotating sewer nozzle
- Adds extra agitation
- 3000 psi
- **Back Jet Only**

Part No.	Landa No.	Nozzle	Size
373024		1/8" (back jet only)	4.5
373023	4-01916	1/8"	5.5
373027	4-19101	1/4"	4.5
373025	4-01911	1/4"	5.5
373026	4-01913	1/4"	6.0
373029	4-01914	1/4"	7.5
373028		1/4"	8.0
373032		1/4"	12
373038		3/8"	4.0
373037		3/8"	5.5
373039		3/8"	8.5
373036		3/8"	12
373035		3/8"	14
Rotating Nozzle			
373062	4-01917	1/8"	5.5
373061	4-01918	1/4"	5.5
373064	4-01919	1/4"	8.0
Duct Cleaner*			
373040		1/4"	5.5

*Duct Cleaner jet to sides instead of reverse

Stainless Steel Sewer Nozzles



- 4100 psi max pressure
- Corrosion Resistant Stainless steel
- One Forward Orifice
- Three Rear Orifices

Part No.	Nozzle	Size
373075	1/8" FPT	5.0
373076	1/8" FPT	5.5
373077	1/8" FPT	6.0
373078	1/4" FPT	6.5
373079	1/4" FPT	7.0
373080	1/4" FPT	9.5

Dual Chemical Systems



- New deep-ribbed Yellow casing, stays flexible even in cold temperature
- Hose assembly complete with gun and amphenol connectors pre-wired
- Fully compatible with Power Blaster, Two-Step, Chemex and most other cold water dual chemical systems

Part No.	Description
285116	80' R2 Electric (5 wire)
285120	100' R2 Electric (5 wire)

Vinyl Skid Covers



Custom-designed covers provide all-weather protection for LANDA's skid-mounted pressure washers.

Made of seamless, truck-tarp-quality, vinyl-coated polyester (18 oz. per square yard), the covers fit snugly over the equipment so there is no need to tie down the cover.



2-9023

The covers are both waterproof and capable of withstanding high winds.

Part No.	Description
2-9025	SDHW, SGHW, Vinyl Cover
2-9026	PGHW, Vinyl Cover

Gloves - Industrial Duty

Industrial Grade Gloves for most industry needs chemical/ heat/ abrasion/ laceration protection.



116105 Gray – Split Cowhide work gloves, 2-1/2" gauntlet unlined – Great general purpose work glove.



116114 Black, 14" PVC Glove lined with cotton for the most demanding chemical handling. Resists alkalines, acids – even works well as a sandblasting glove.

Part No.	Description
116105	Gray Roughout
116114	Black PVC

Drum Tool Accessories

The Indispensable Tools.



449339



118400



118404



249939



118407

Part No.	Description
449339	Drum Plug Wrench
118400	Lid-Off
118404	Funnel, 7" x 10"
118407	3/4" Faucet
118408	2" Faucet
Load Cincher Tie Downs	
249938	7/8" x 5-1/2' (Non-Ratchet) "Quick Lock"
249939	1" x 15' (Ratchet) "Tight Lock"

Thread Lock Products



NUT GRADE™ Medium strength threadlocking. Seals most types of nuts and bolts, allowing disassembly with standard tools. Blue in color; removable and non-running.

STUD GRADE™ Very high strength PERMANENT threadlocking for maximum security. Suitable for most applications on fasteners up to 1" in diameter where disassembly is not required. Red in color.

PENETRATING ADHESIVE (SEALANT) is designed specifically for use on pre-assembled connections. Seals small gaps through capillary action. Green in color.




- Direct replacement for Loctite® and Fel-Pro™ products
- ND™ anaerobic adhesives are liquid materials that cure to a solid, chemical-resistant plastic state when air is not present
- Excellent lubricant; prevents corrosion and fretting

Part No.	Description	Loctite Equiv	Bottle Size
112350	Nut Grade™	242	10 ml
112352	Nut Grade™	242	50 ml
112354	Nut Grade™	242	250 ml
112360	Stud Grade™	271	10 ml
112362	Stud Grade™	271	50 ml
112367	Penetrating Adhesive (Sealant)	290	10 ml

Nut Grade™ and Stud Grade™ are trademarks of the Oakland Corp. Loctite® is a registered trademark of the Loctite Corp.

Siphon Pumps

Siphon liquids from higher to lower levels. Simply pump the bellows a few times to prime and start flow. Loosen air lock to stop.




- Drum pump fits 15, 30 & 55 gallon drums
- Fit 2" bung opening
- Excellent for: Alkaline & acidic chemicals, diesel fuel, & oils
- Not for use with solvents!

Part No.	Landa No.	Description
118431		Super Duty "PE/PVC" 7 GPM
118429	9-50035	Red Hex Head (Heavy-duty)
118423	90-8108	Red Head (Standard duty)
118420		Pail Pump (5 Gallon)

Drum / Tank Pump - Crank Type

Chemical-resistant, lightweight pump, ideal for dispensing chemicals, pesticides and oils. **Polypropylene** for most alkalies, dilute acids, pesticides, and most oils & solvents. **Ryton** for extremely aggressive acids, aromatic and aliphatic hydrocarbons.



SPECIFICATION:

- 11 oz per revolution
- 6 GPM @ 70 RPM
- Viton seals
- Polypropylene gasket
- 2" bung adapter
- Outlet 3/4" barb 2 piece
- 47" suction tube
- Weight 2.6 lbs

Part No.	Description
118435	Polypropylene Pump (Standard)
118438	Ryton Pump (Deluxe)
076975	Replacement Handles

Air Power Sprayers



- Pump-up style
- Heavy-duty plastic sprayers for chemical applications
- Both models have Adj. Nozzle – from mist to solid stream
- 2 gallon unit has 2' hose and hand trigger
- Excellent chemical resistance
- Locking hand pump handle serves as carrying handle

Part No.	Description
118842	Thumb Button 3 Pint
118835	2 Gallon Sprayer

Rain Suit - 2 Piece



- Heavy-duty 2-ply laminated vinyl (25 mil)
- Jacket & pants
- Bright safety yellow
- Vented for air flow

Part No.	Description
116100	Large
116101	Extra Large

Amazing Pocket Reference - 3rd Edition

A ton of information in a 5 oz book!



- Air & gases
- Automotive
- Chemistry
- Electrical
- Physical constants
- Math
- 3350 conversion factors
- Plumbing & pipe
- Over 20 other subject areas

Part No.	Description
449015	Pocket Reference

Shipping Tape & Dispenser

Big 2" x 110 yard rolls of clear. Biaxially-oriented polypropylene for secure packages.



- Heavy-duty tape dispenser with serrated blade

Part No.	Description
118916	Dispenser Boxed
118918	110 Yard Roll